

2024 annual report to the Community

Karrendi Primary School

Karrendi Primary School number: 1135

Partnership: Hollywood Lakes & Gardens



School principal:

Ella-Louise Ailmore

Date of endorsement:

30/02/2025



Government
of South Australia
Department for Education

Context Statement

Karrendi Primary School caters for students from R-6. At the time of this report, the enrolment in 2024 is 241. Karrendi Primary School is classified as Category 2 on the Department for Education Index of Educational Disadvantage. At the time of this report, the school population includes 10% Aboriginal students, 13% students with disabilities, 14% students with English as an additional language or dialect (EALD) funded background, 1% children/young people in care. Further information about the school is available on the school's website (including its context statement), as well as the My School website.

Data Source: Department for Education data holdings from Mid census captured in AUGUST 2024.

Governing Council Report

2024...The years get busier as we manage to fit in more than the previous year!

Principal Ella-Louise Ailmore has again made sure our students are thriving and getting the education that they all deserve.

Uniform

- This year we saw the idea of a brand-new uniform come to life, Our students stand tall and proud as they wear it, it has been embraced by the school community and looks amazing when you see them in the school yard.

School Yard

- Plans went into place this year for upgrade of our Upper Primary Playground, with works on the way over the Christmas Break. More and more garden beds are up and running for students to grow veggies in, and our Butterfly Garden and BushTucker Trail are thriving. We also worked with Two Way Street to add a Communication Board to our Junior Primary Playground.

School Pool

- We finally got our pool heating installed after all the community fundraising efforts and a Sport and Recreation Grant that was won by Hub leader Aleesha. Our last lessons of the year were enjoyed all round by the students in the nice warm pool.

Canteen

- We welcomed Sue for 2024 as Canteen Manager. The Canteen worked hard again alongside the school community to provide lunches and for special events. We saw growth in our Canteen and are looking forward to adding more days next year. We farewelled Sue at the end of Term 4 and have begun the recruitment process for a new manager.

Oshc

- Big Childcare have provided care for our students this year before, after, student free days and vacation care. Working alongside our community to help work with what our families need.

IELP (Intensive English Learning Program)

- The Department for Education provides intensive English language support for students newly arrived in Australia. In primary schools, this program is called the Intensive English Language Program (IELP). Participating in the IELP is the most effective way of learning the English needed for living and studying in South Australia and we are glad to now be able to offer this service at Karrendi.
- We increased to 4 classes in 2024.

Acknowledgement of Country

- The school worked with the talented Matt Trump from Chromatic Studios to produce our very own Acknowledgement of Country video which we look forward to revealing in 2025.

Then it was onto our new addition of Team Spirit Days, Swimming, Sports Day, SAPSASA, Colour Run, Book week, Harmony Day, Reconciliation Week, Holi, World Environment Day, World Read Aloud Day, Fairy Bread Day, German Week, Children's University, Autism Awareness, Rainbow Day, School Disco, NAIDOC Week, 100 Days of School, Grandparents Day, RU OK Day, Kindy Visits, Helping

Hand visits, Festival of Music, Superheros Against bullying day, Karrendi Under the Stars, Fundraising stalls, Raffles, bringing awareness about NF, Club Foot, Diabetes, Heart Kids, Family Picnic, Graduation, Anything But a Bag Day, surveys and more SLIME!

Very much a fun filled year again in 2024!

In summary, the past year has seen significant developments within our school community. The Governing Council has worked diligently to support our mission of providing a high-quality education that fosters the academic, social, and emotional growth of our students. Our achievements are a testament to the collaborative spirit of our school community. Together, we have made a significant impact on our students' lives."

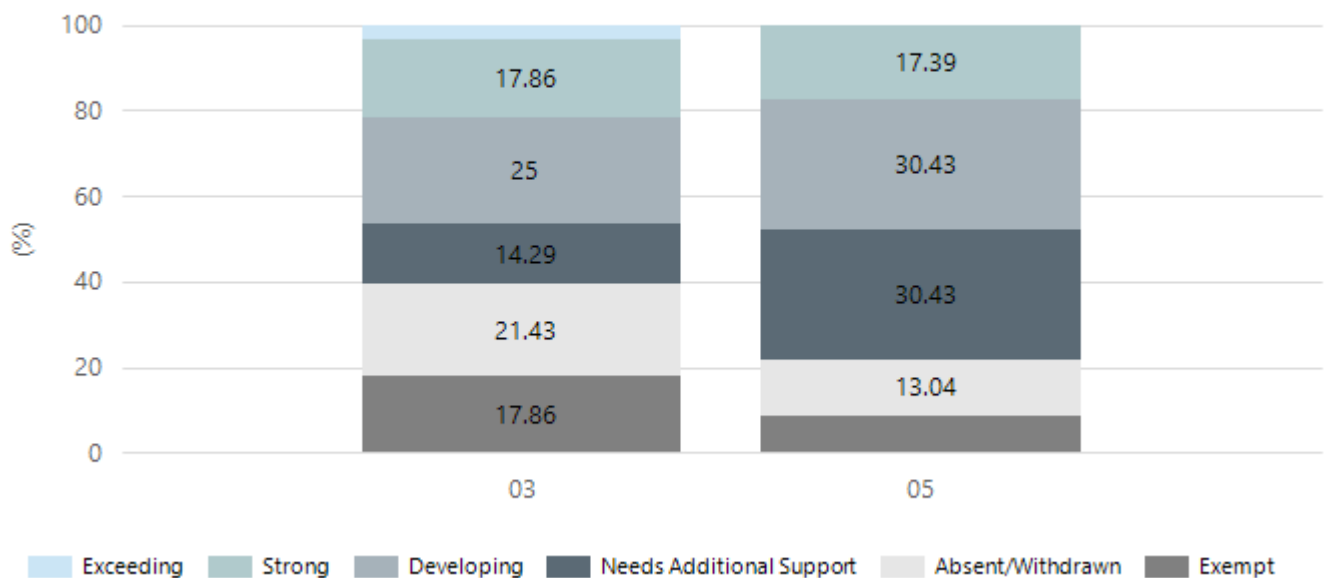
As we look forward to the coming year, we are excited about the potential for even greater achievements through our continued partnership.

Performance Summary

NAPLAN Proficiency

In 2023 the Australian Curriculum, Assessment and Reporting Authority (ACARA) - a Commonwealth Independent statutory authority - announced changes to NAPLAN performance reporting. The new approach replaces the previous numerical NAPLAN bands and the national minimum standard.

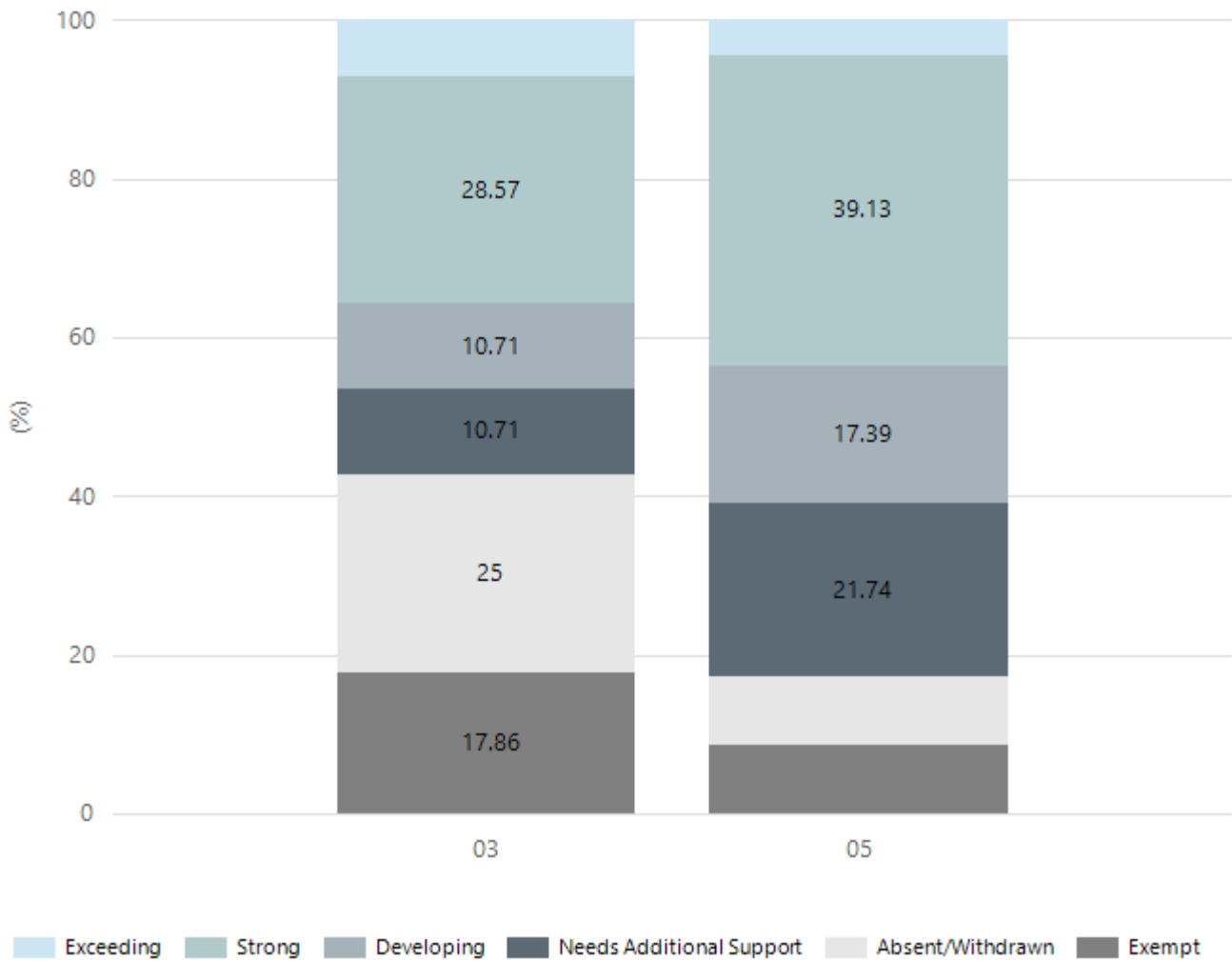
Numeracy



Year Level	03	05
Exceeding	1	
Strong	5	4
Developing	7	7
Needs Additional Support	4	7
Absent/Withdrawn	6	3
Exempt	5	2
Total	28	23

Data Source: Department for Education Assessment Data Holdings, 2024. If there are less than 6 students who sat NAPLAN in a school, no information will be shown. If a year level has less than 6 students, that year level will not be shown in NAPLAN results.

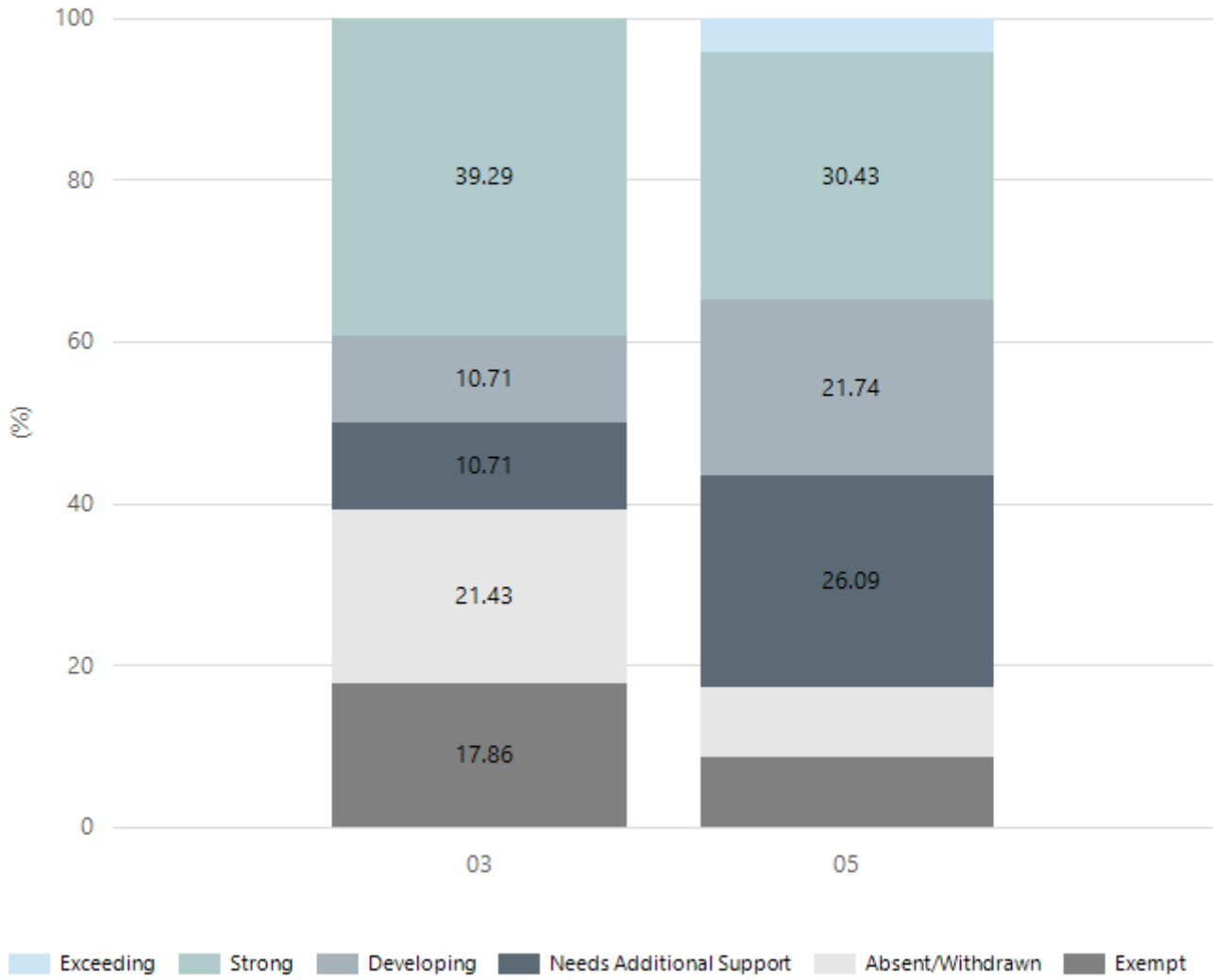
Reading



Year Level	03	05
Exceeding	2	1
Strong	8	9
Developing	3	4
Needs Additional Support	3	5
Absent/Withdrawn	7	2
Exempt	5	2
Total	28	23

Data Source: Department for Education Assessment Data Holdings, 2024. If there are less than 6 students who sat NAPLAN in a school, no information will be shown. If a year level has less than 6 students, that year level will not be shown in NAPLAN results.

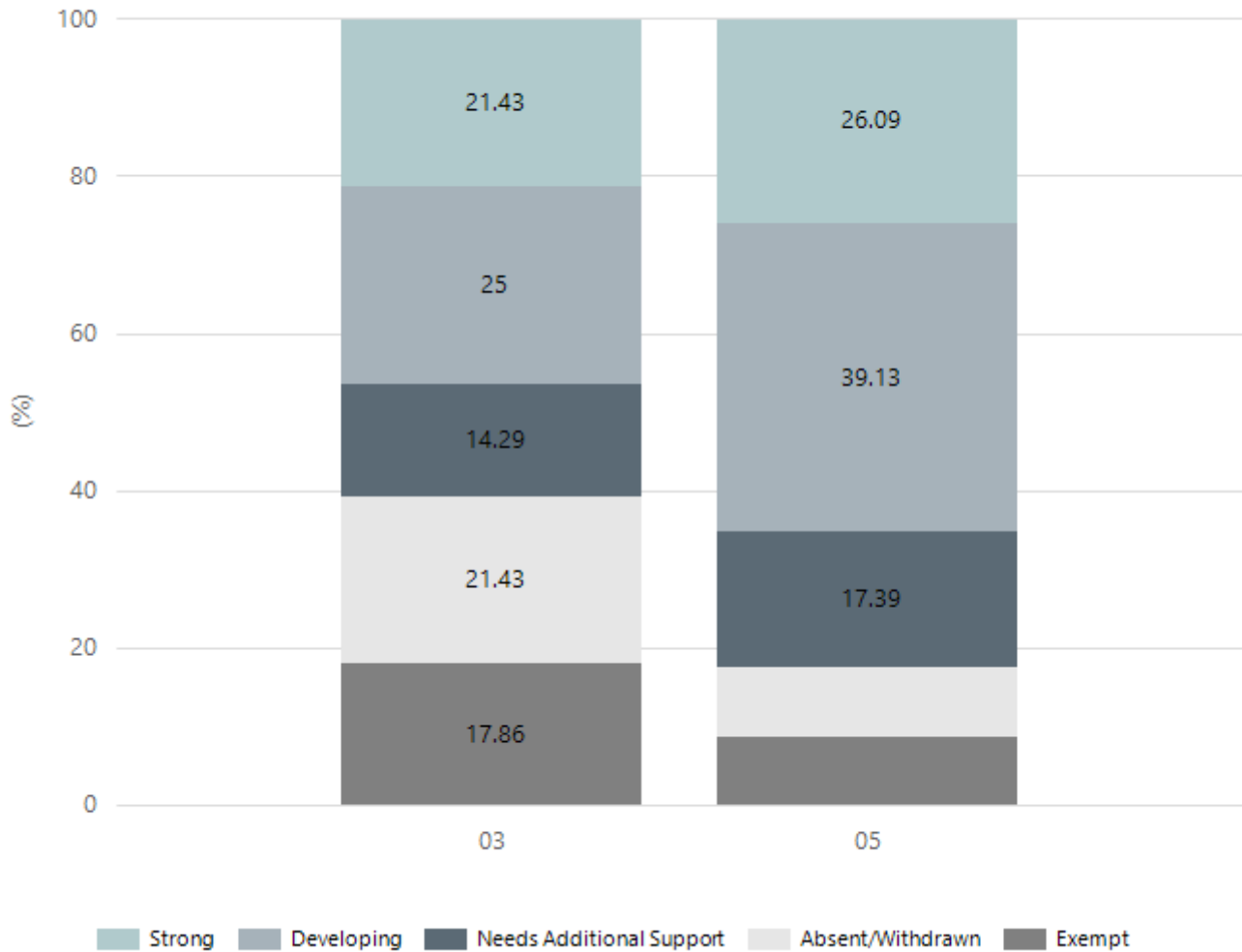
Writing



Year Level	03	05
Exceeding		1
Strong	11	7
Developing	3	5
Needs Additional Support	3	6
Absent/Withdrawn	6	2
Exempt	5	2
Total	28	23

Data Source: Department for Education Assessment Data Holdings, 2024. If there are less than 6 students who sat NAPLAN in a school, no information will be shown. If a year level has less than 6 students, that year level will not be shown in NAPLAN results.

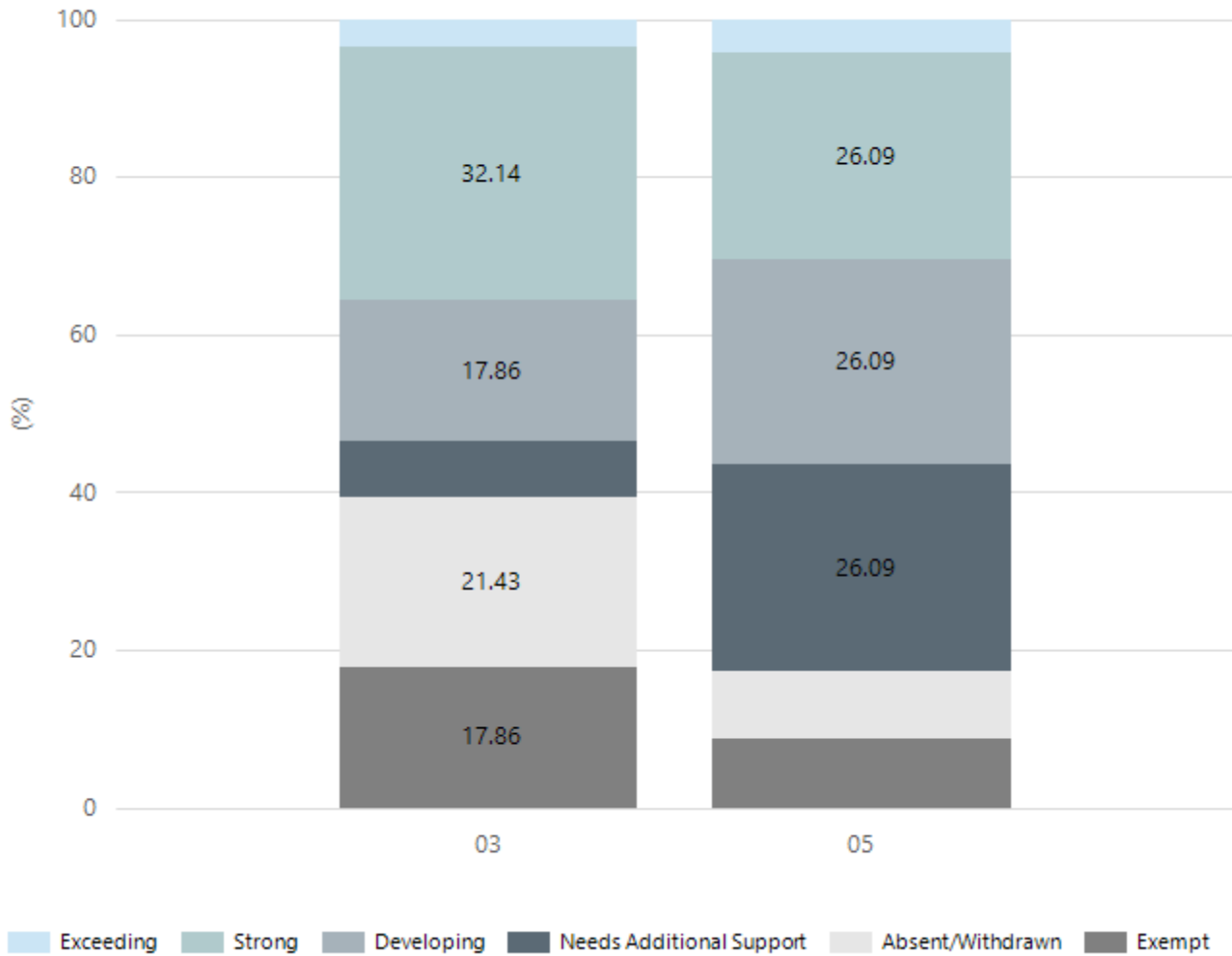
Grammar



Year Level	03	05
Strong	6	6
Developing	7	9
Needs Additional Support	4	4
Absent/Withdrawn	6	2
Exempt	5	2
Total	28	23

Data Source: Department for Education Assessment Data Holdings, 2024. If there are less than 6 students who sat NAPLAN in a school, no information will be shown. If a year level has less than 6 students, that year level will not be shown in NAPLAN results.

Spelling



Year Level	03	05
Exceeding	1	1
Strong	9	6
Developing	5	6
Needs Additional Support	2	6
Absent/Withdrawn	6	2
Exempt	5	2
Total	28	23

Data Source: Department for Education Assessment Data Holdings, 2024. If there are less than 6 students who sat NAPLAN in a school, no information will be shown. If a year level has less than 6 students, that year level will not be shown in NAPLAN results.

School Attendance

Year Level	2022	2023	2024
Reception	83.4%	82.9%	78.2%
Year 01	79.7%	86.5%	83.4%
Year 02	72.3%	82.8%	86.3%
Year 03	80.0%	87.2%	84.7%
Year 04	78.5%	84.1%	85.8%
Year 05	87.1%	85.1%	85.1%
Year 06	84.6%	87.1%	82.3%
Primary Other		63.0%	92.9%
Total	80.5%	85.0%	85.7%

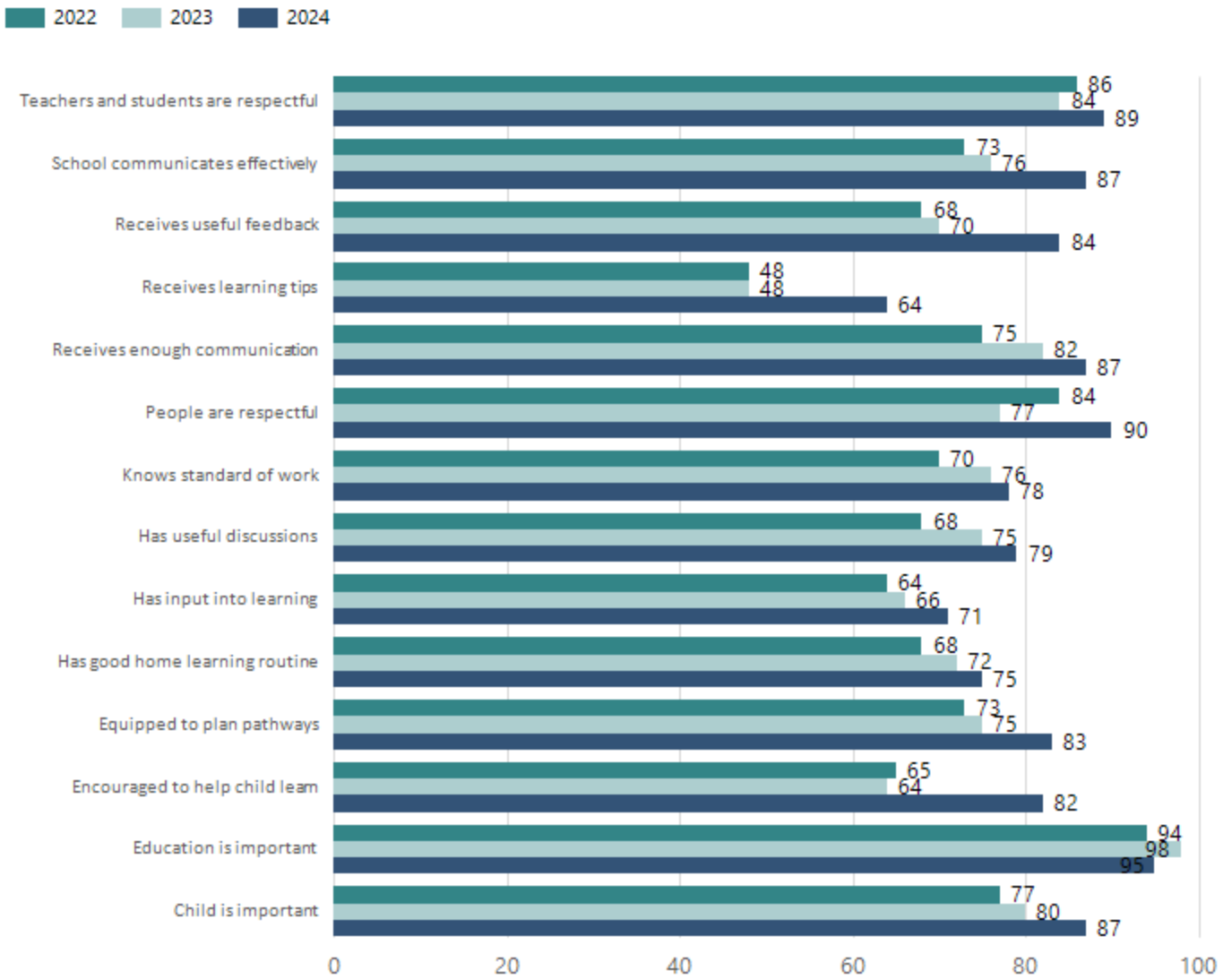
Data Source: Department for Education Attendance Data, Semester 1 Report 2024. A blank cell indicates there were no students enrolled. 'Primary Other' includes students enrolled in specialised education options. 'Secondary Other' includes students who have already spent a year at Year 12 and elected to undertake further study at Year 12.

Attendance Comment

In South Australia, all children and young people must be in school from 6 years to 16 years old. They must attend a government or non-government school full time. From age 16 to 17 however, young people must attend school or an approved learning program (such as an apprenticeship, traineeship, accredited course or university). Schools and parents must encourage and support students to come to school every day. Parents and caregivers must make sure their child is enrolled in a school, and attends school all day and everyday it is open, unless a child is sick or has an approved exemption. Teachers and leaders actively follow up when a student misses school, including recording all absences and non-attendance. All schools in South Australia have local attendance procedures governed under the Education and Children's Services Regulations 2020.

School Parent Opinion Survey Results

Proportion of agree/strongly agree response(%)



Data Source: 2024 Department for Education Parent Opinions Survey, Term 3 2024.

Intended Destination

Leave Reason	Number	%
NG - ATTENDING NON-GOV SCHOOL IN SA	6	30.0%
TG - TRANSFERRED TO SA GOVERNMENT SCHOOL	10	50.0%
U - UNKNOWN	4	20.0%

Data Source: Department for Education Destination Data Report, 2024. Data extract term 3 2024. Data shows recorded destinations for students that left the school in the previous year. Data is uploaded by schools in term 3 and may not reflect final or total figures at time of report creation.

Highest Qualifications held by the teaching workforce and workforce composition

All teachers at this school are qualified and registered with the SA Teachers Registration Board.

Qualification Level	Number of Qualifications
Bachelor's degrees or Diplomas	17
Postgraduate Qualifications	7

Data Source: Data extracted from Mandatory Workforce Information Collections as on the last pay date of June 2024. As self-reported by staff in the system.

Please note: Data includes staff who are Actively employed and on extended paid leave. Please note only the highest qualification of the Teaching staff is reported. Excludes any number of other certifications earned.

Workforce composition including indigenous staff

	Teaching Staff		Non-Teaching Staff	
	Indigenous	Non-Indigenous	Indigenous	Non-Indigenous
Full-Time Equivalents	0.0	20.9	0.7	11.9
Persons	0.0	24.0	1.0	22.0

Data Source: Data extracted from Mandatory Workforce Information Collection as on the last pay date of June 2024.

Please note: Data includes staff who are actively employed and on extended paid leave. "Indigenous category" is self-reported by staff in the system.

Financial Statement

Funding Source	Amount
Grants: State	\$3,975,985.34
Grants: Commonwealth	
Parent Contributions	\$82,416.01
Fund Raising	\$110,347.00
Other	\$26,885.62

Data Source: School supplied data.