

2023 annual report to the Community

Karrendi Primary School

Karrendi Primary School number: 1135

Partnership: Hollywood Lakes & Gardens



School principal:

Ella-Louise Ailmore

Date of endorsement:

10/04/2024



Context Statement

Karrendi Primary School caters for students from R-6. At the time of this report, the enrolment in 2023 is 176. Karrendi Primary School is classified as Category 2 on the Department for Education Index of Educational Disadvantage. At the time of this report, the school population includes 11% Aboriginal students, 14% students with disabilities, 24% students with English as an additional language or dialect (EALD) funded background, 3% children/young people in care. Further information about the school is available on the school's website (including its context statement), as well as the My School website.

Governing Council Report

2023 has been another amazing year for Karrendi Primary school.

Coming into my second year as Chairperson I knew we were in for more great changes. Our Principal Ella-Louise Ailmore has continued to make sure that our school stays the special place it is, that education is as important for our students as it is any student across our state, then to watch the results roll in showing us that the changes implemented so far are making all the difference.

School Yard

- We saw completion of our new Nature Play area, which is greatly enjoyed by all our students. Work was started on refreshing the murals along the school buildings. Garden beds up and running for students to grow veggies in, and our butterfly and Bush Tucker Trail also taking off nicely.

Uniform

- We voted on our new uniform and went through the process to get it finalised, it's been great to see it slowly filter in across the school yard ready for 2024.

School Pool

- Fundraising efforts this year went towards adding heating to our school pool. This means we will be able to use it more comfortably throughout the school year.

Canteen

- Our school canteen supported us along the way assisting at events, providing special lunches for the children. We are currently running at three days a week and will look to increase this as things start to pick up again. We farewelled Yeoun and welcome Sue for 2024 as Canteen Manager.

OSHC

- We welcomed Big Childcare into our school in term 3 to provide an OSHC service for our families and look forward to working with them in 2024.

IELP (Intensive English Learning Program)

- The Department for Education provides intensive English language support for students newly arrived in Australia. In primary schools, this program is called the Intensive English Language Program (IELP). Participating in the IELP is the most effective way of learning the English needed for living and studying in South Australia and we are glad to now be able to offer this service at Karrendi. We currently have two classes which will soon increase to three in 2024.

We then filled our year with Swimming, Sports day, SAPSASA, Colour Run, Book Week, Harmony Day, Reconciliation week, Holi, World Environment Day, World Read Aloud Day, Fairy Bread Day, German Week, Childrens University, Autism Awareness, Rainbow Day, School disco, NAIDOC Week, 100 Days of School, Grandparents Day, RU OK Day, Kindy Visits, Helping Hand visits, Festival of Music Choir, Superheros Against Bullying Day, Music is Fun, Dusty Feet Mob, Karrendi Under the Star, Fundraising stalls, Raffles, bringing awareness about NF, Club foot, diabetes, Heart Dids, Graduation, Anything but a Bag Day, surveys and all of the SLIME!

I think its safe to say our students have had a pretty fun filled year at Karrendi in 2023, whilst also bringing in great improvements in results for our school.

As we look ahead, we remain committed to providing quality education and embracing change to meet the evolving needs of our students. We are excited about the opportunities that lie ahead and the positive impact we will continue to make. I

would like to express my heartfelt gratitude to our dedicated education team, volunteers, parents, and supporters who have contributed to our success. Your unwavering support and commitment have been valuable in our achievements. Let us remember that education is not just a destination but a lifelong journey. Let us continue to embrace change, adapt to new realities, and empower our students through the power of education. Together, we can create a brighter and more inclusive future for all. I look forward to doing it all again in 2024.

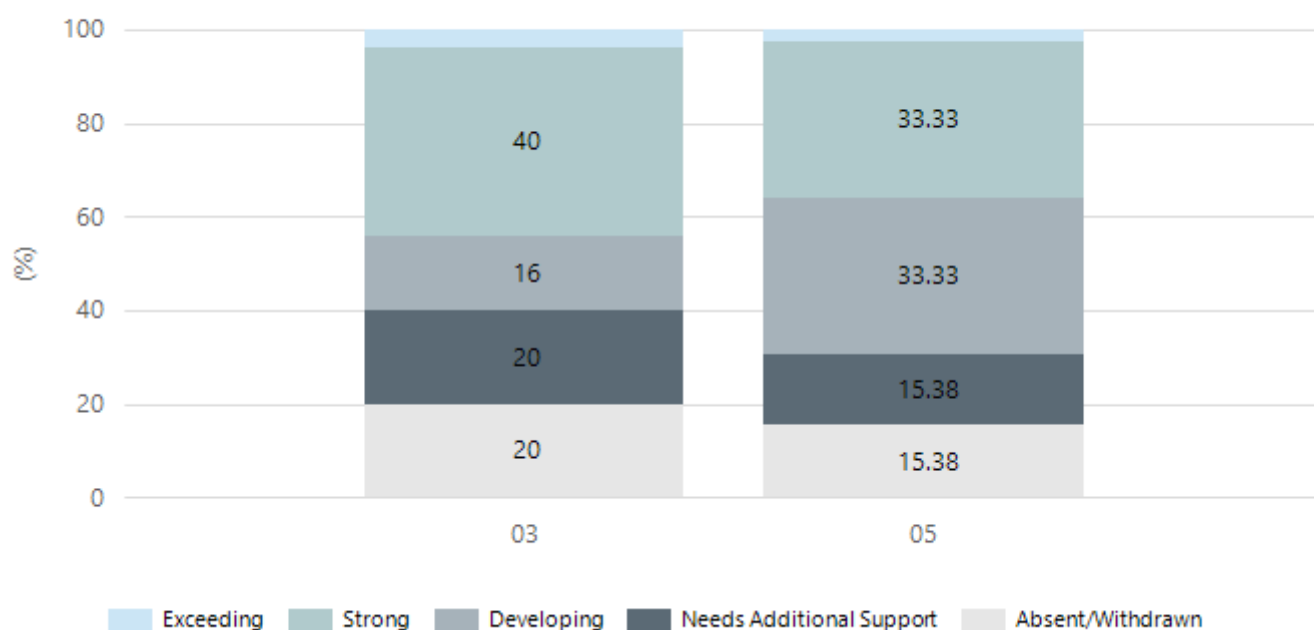
Belinda Reid, Governing Council Chairperson

Performance Summary

NAPLAN Proficiency

In 2023, the Australian Curriculum, Assessment and Reporting Authority (ACARA) - a Commonwealth Independent statutory authority - announced changes to NAPLAN performance reporting. This new way of reporting by ACARA that NAPLAN results from 2023 will not be comparable to previous years. The new approach replaces the previous numerical NAPLAN bands and the national minimum standard.

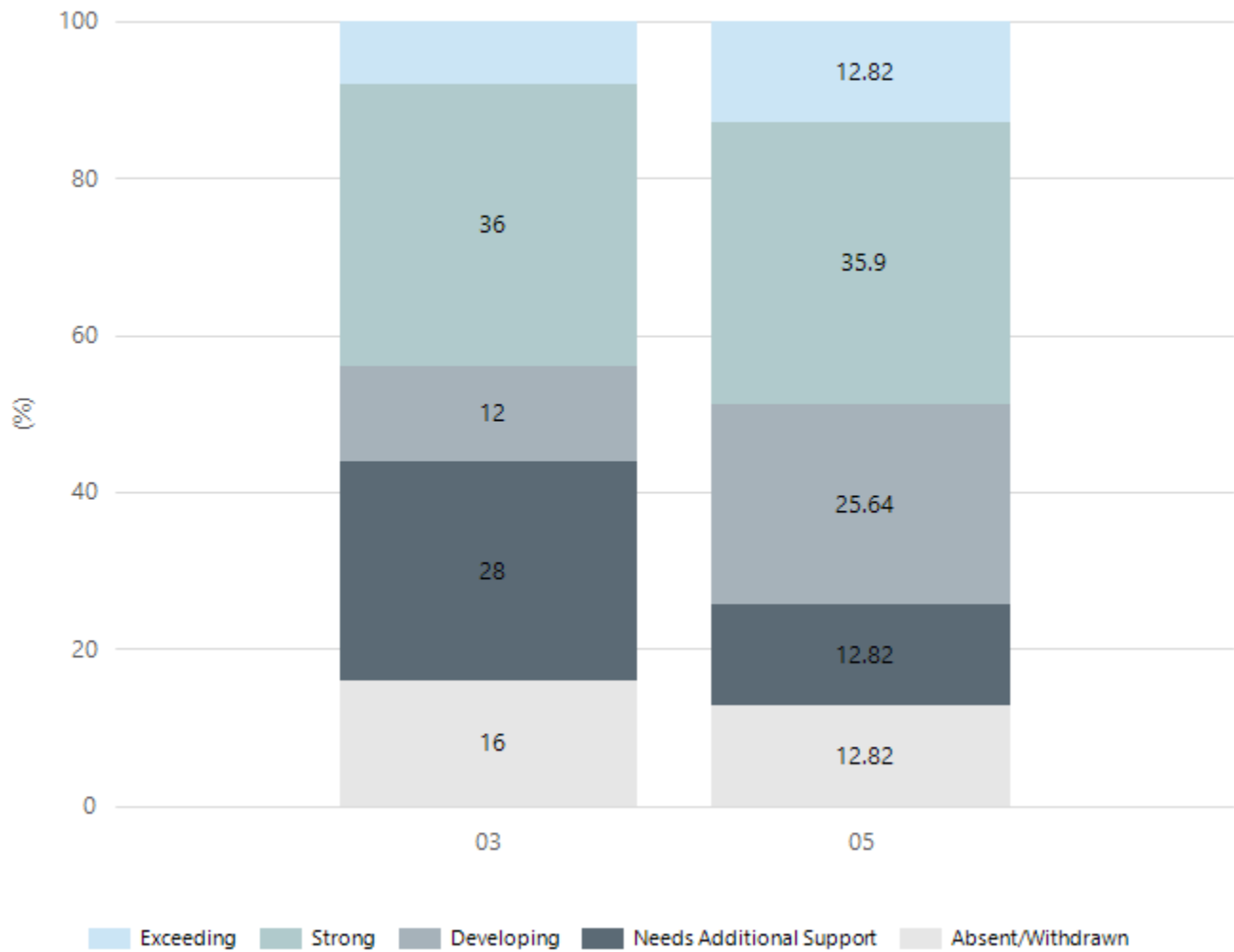
Numeracy



Year Level	03	05
Exceeding	1	1
Strong	10	13
Developing	4	13
Needs Additional Support	5	6
Absent/Withdrawn	5	6
Total	25	39

Data Source: Department for Education Assessment Data Holdings, 2023. When there are less than six students in a cohort, no data is supplied.

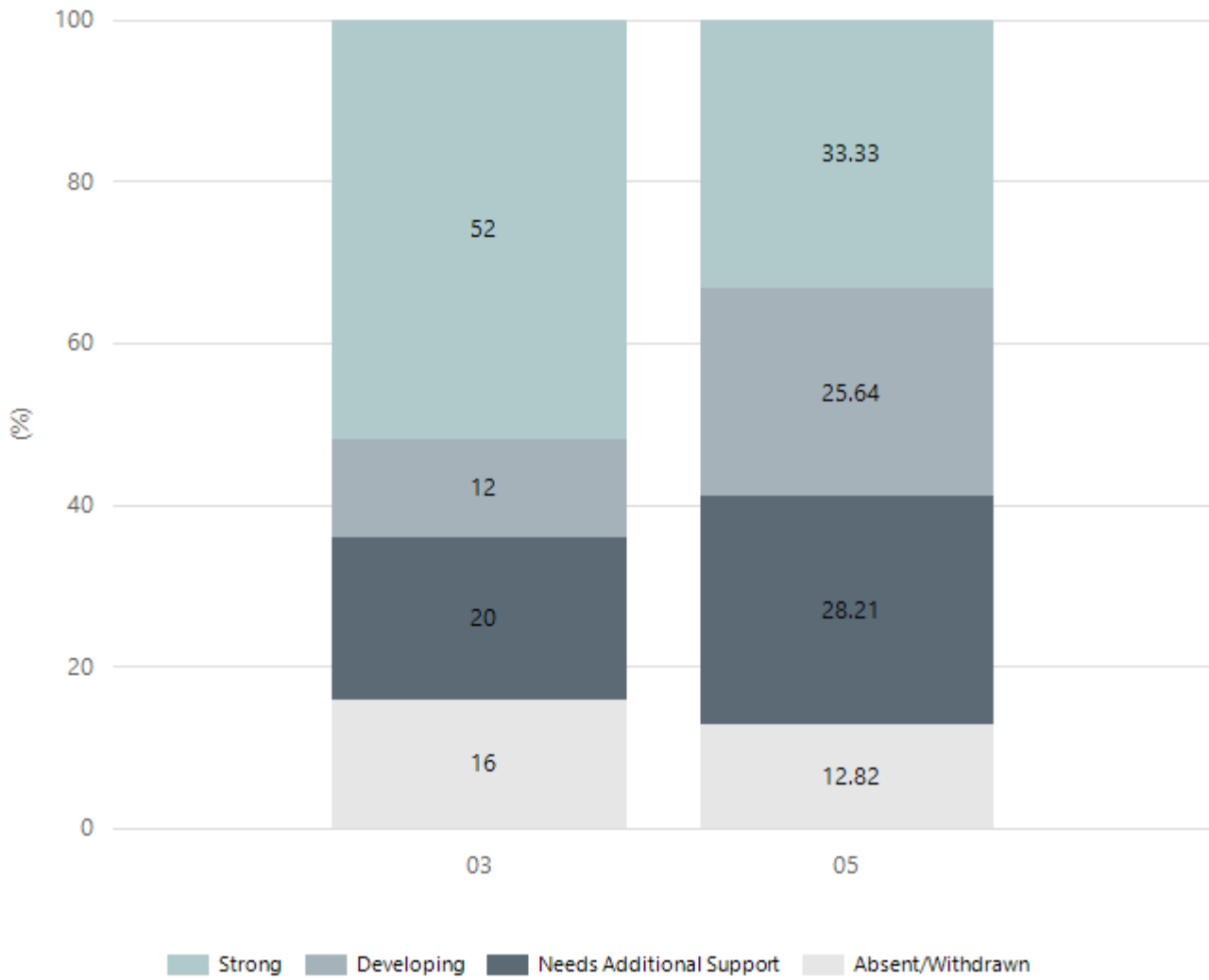
Reading



Year Level	03	05
Exceeding	2	5
Strong	9	14
Developing	3	10
Needs Additional Support	7	5
Absent/Withdrawn	4	5
Total	25	39

Data Source: Department for Education Assessment Data Holdings, 2023. When there are less than six students in a cohort, no data is supplied.

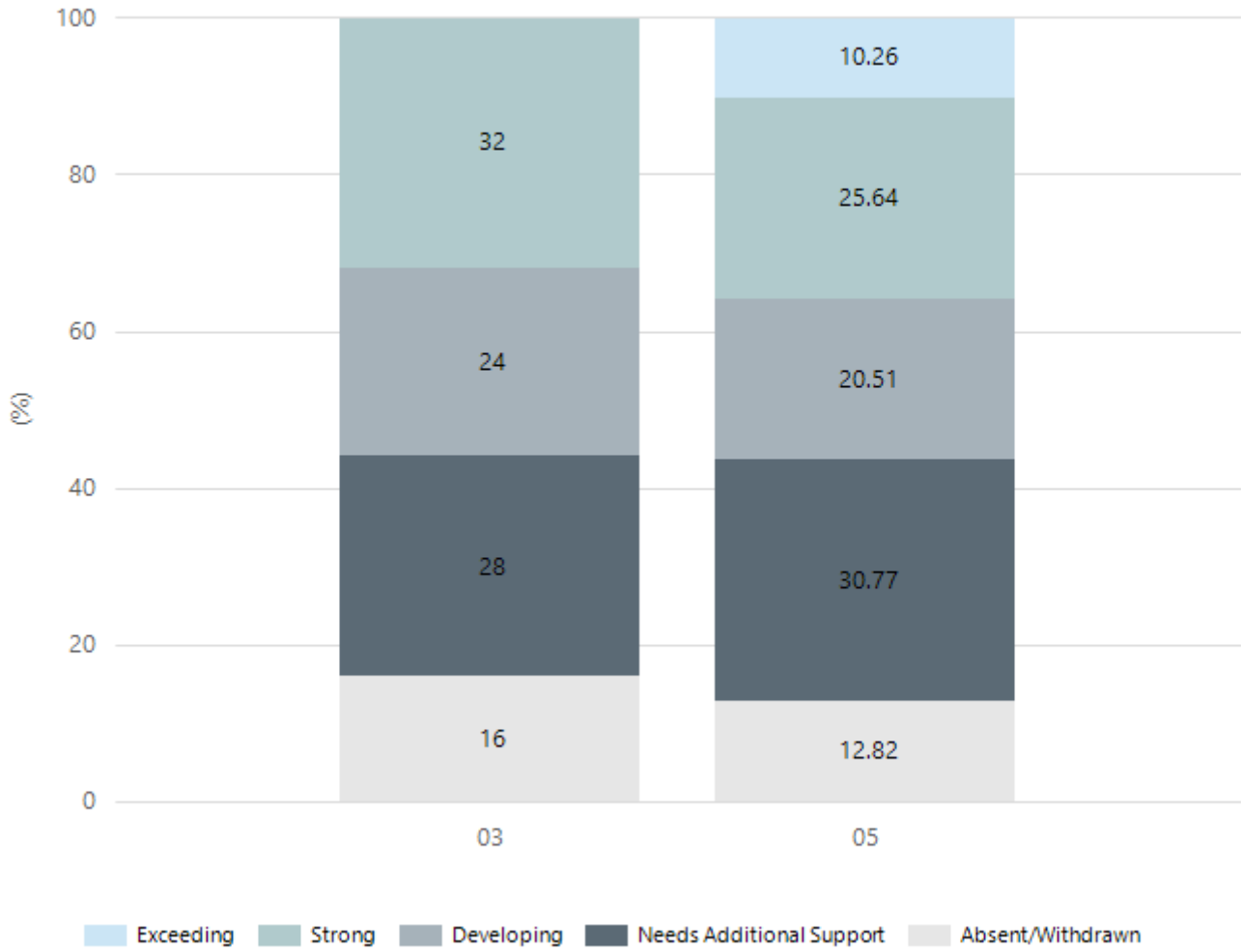
Writing



Year Level	03	05
Strong	13	13
Developing	3	10
Needs Additional Support	5	11
Absent/Withdrawn	4	5
Total	25	39

Data Source: Department for Education Assessment Data Holdings, 2023. When there are less than six students in a cohort, no data is supplied.

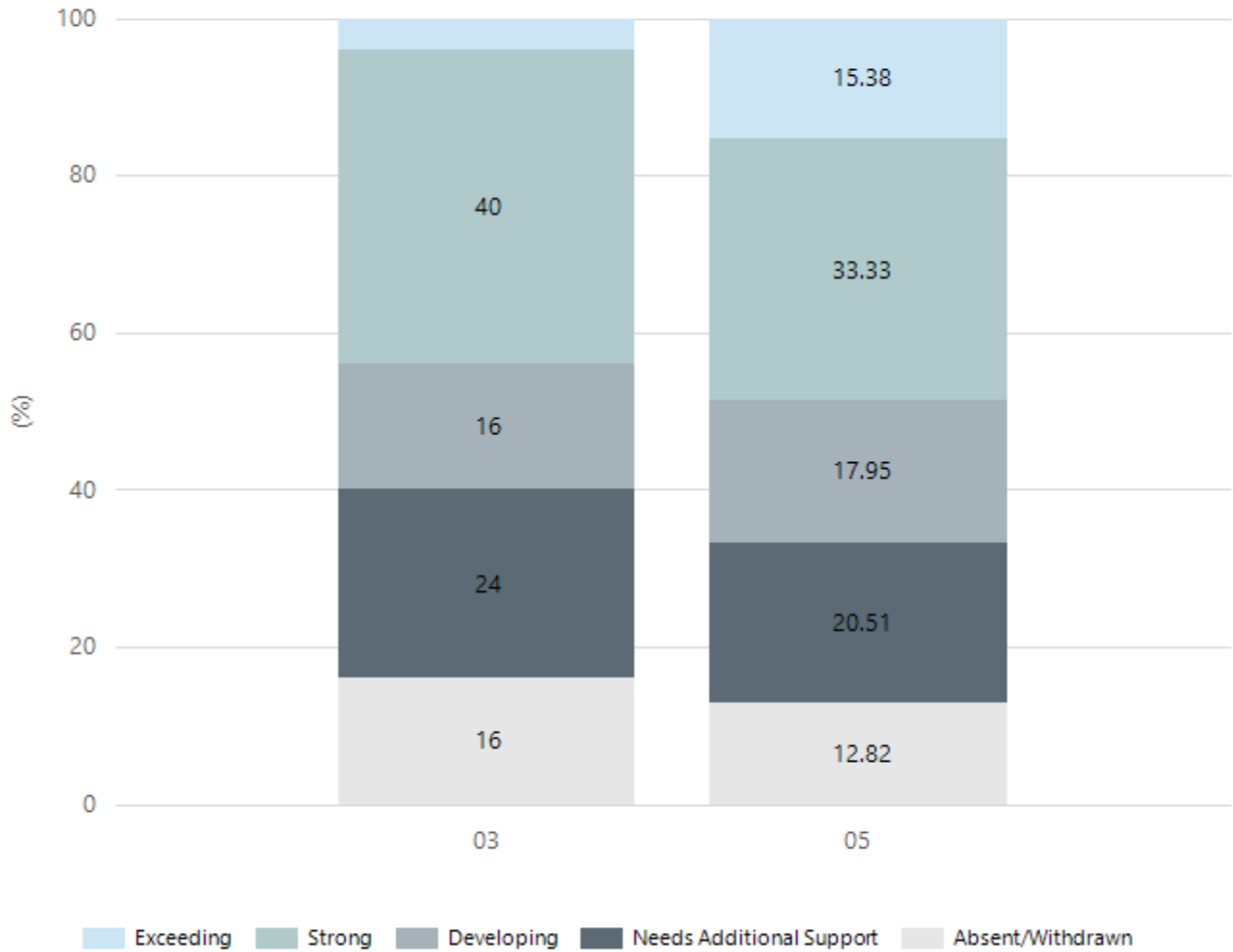
Grammar



Year Level	03	05
Exceeding		4
Strong	8	10
Developing	6	8
Needs Additional Support	7	12
Absent/Withdrawn	4	5
Total	25	39

Data Source: Department for Education Assessment Data Holdings, 2023. When there are less than six students in a cohort, no data is supplied.

Spelling

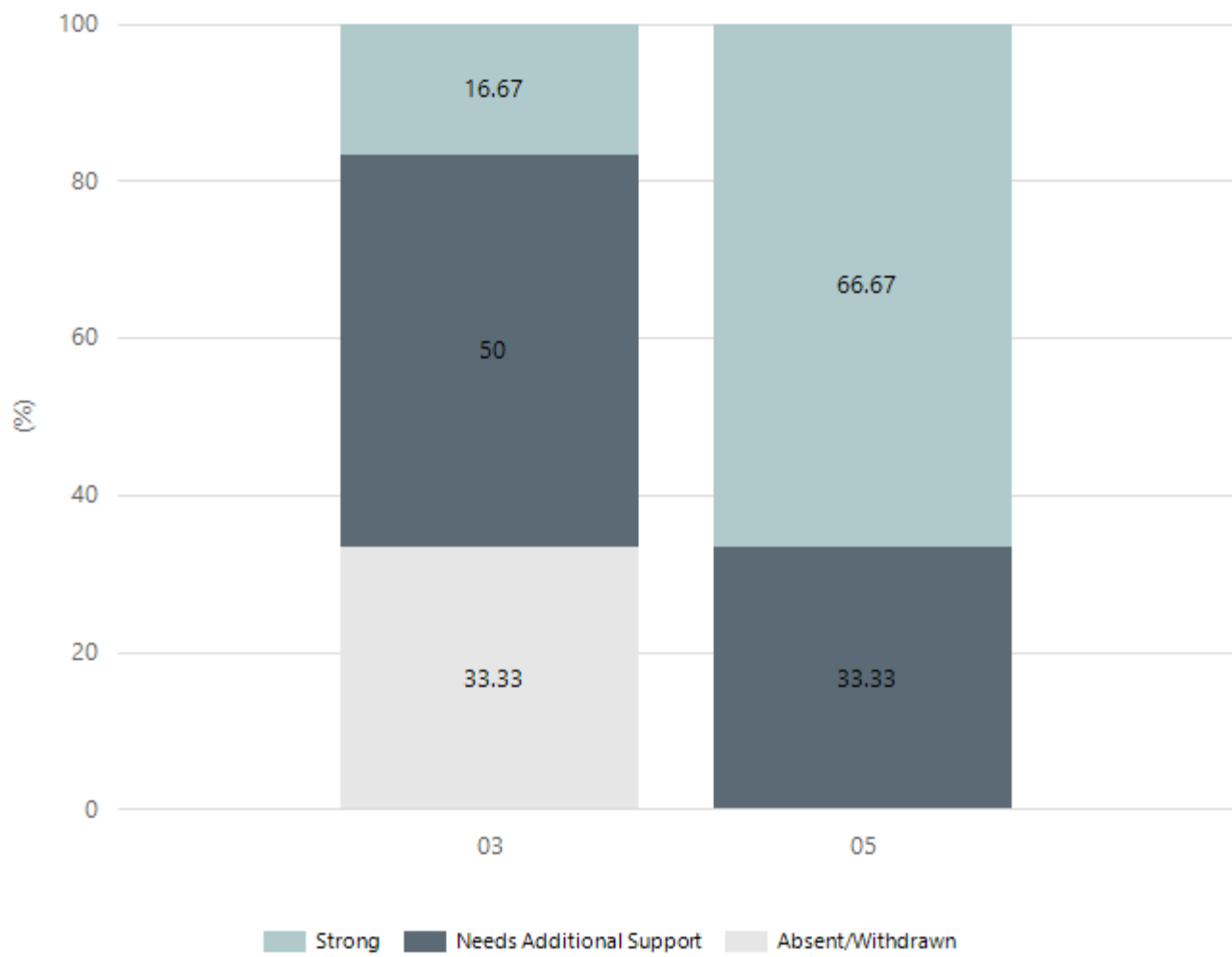


Year Level	03	05
Exceeding	1	6
Strong	10	13
Developing	4	7
Needs Additional Support	6	8
Absent/Withdrawn	4	5
Total	25	39

Data Source: Department for Education Assessment Data Holdings, 2023. When there are less than six students in a cohort, no data is supplied.

NAPLAN Proficiency - Aboriginal Learners

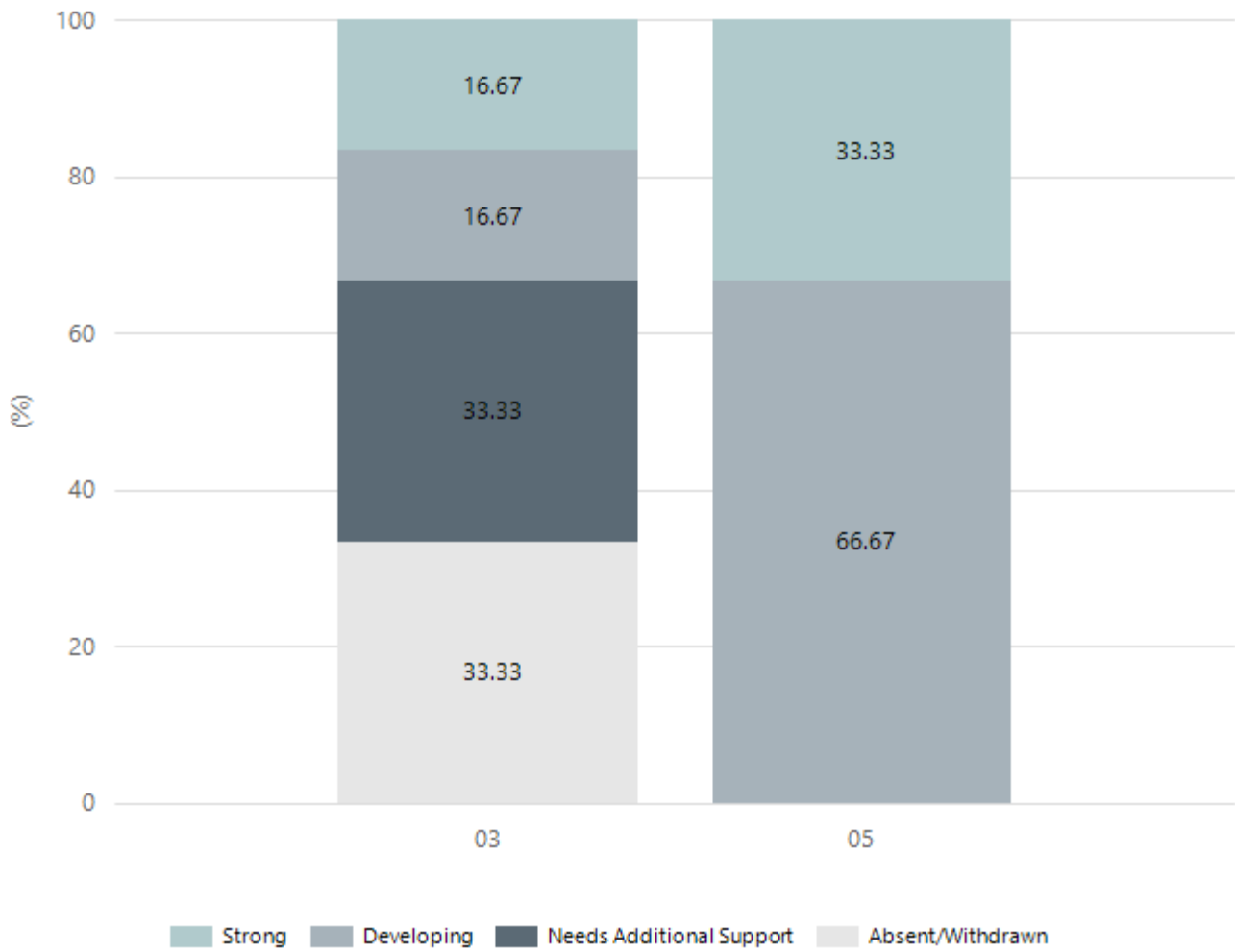
Numeracy



Year Level	03	05
Strong	1	2
Needs Additional Support	3	1
Absent/Withdrawn	2	
Total	6	3

Data Source: Department for Education Assessment Data Holdings, 2023. When there are less than six students in a cohort, no data is supplied. Only data for Aboriginal learners is displayed.

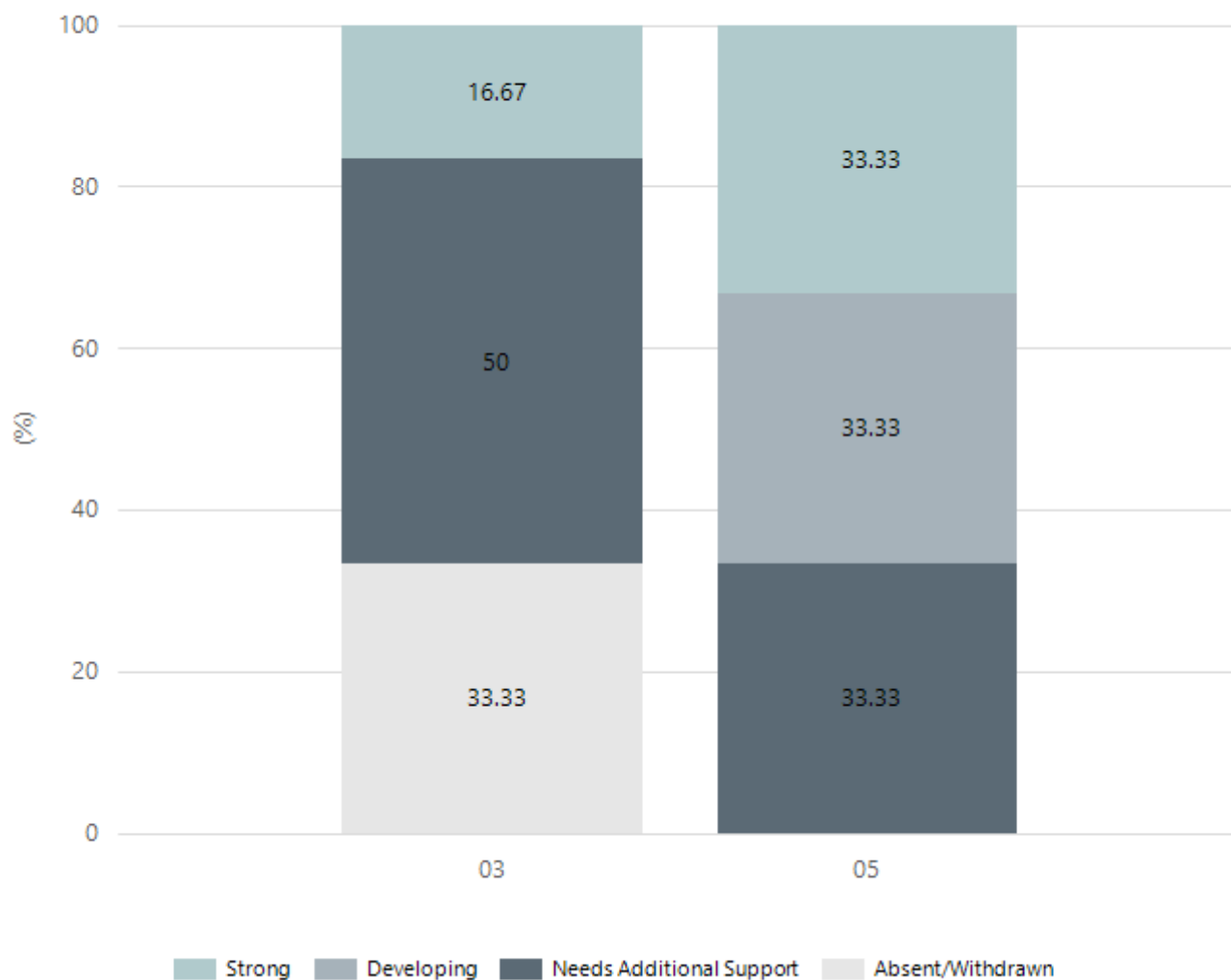
Reading



Year Level	03	05
Strong	1	1
Developing	1	2
Needs Additional Support	2	
Absent/Withdrawn	2	
Total	6	3

Data Source: Department for Education Assessment Data Holdings, 2023. When there are less than six students in a cohort, no data is supplied. Only data for Aboriginal learners is displayed.

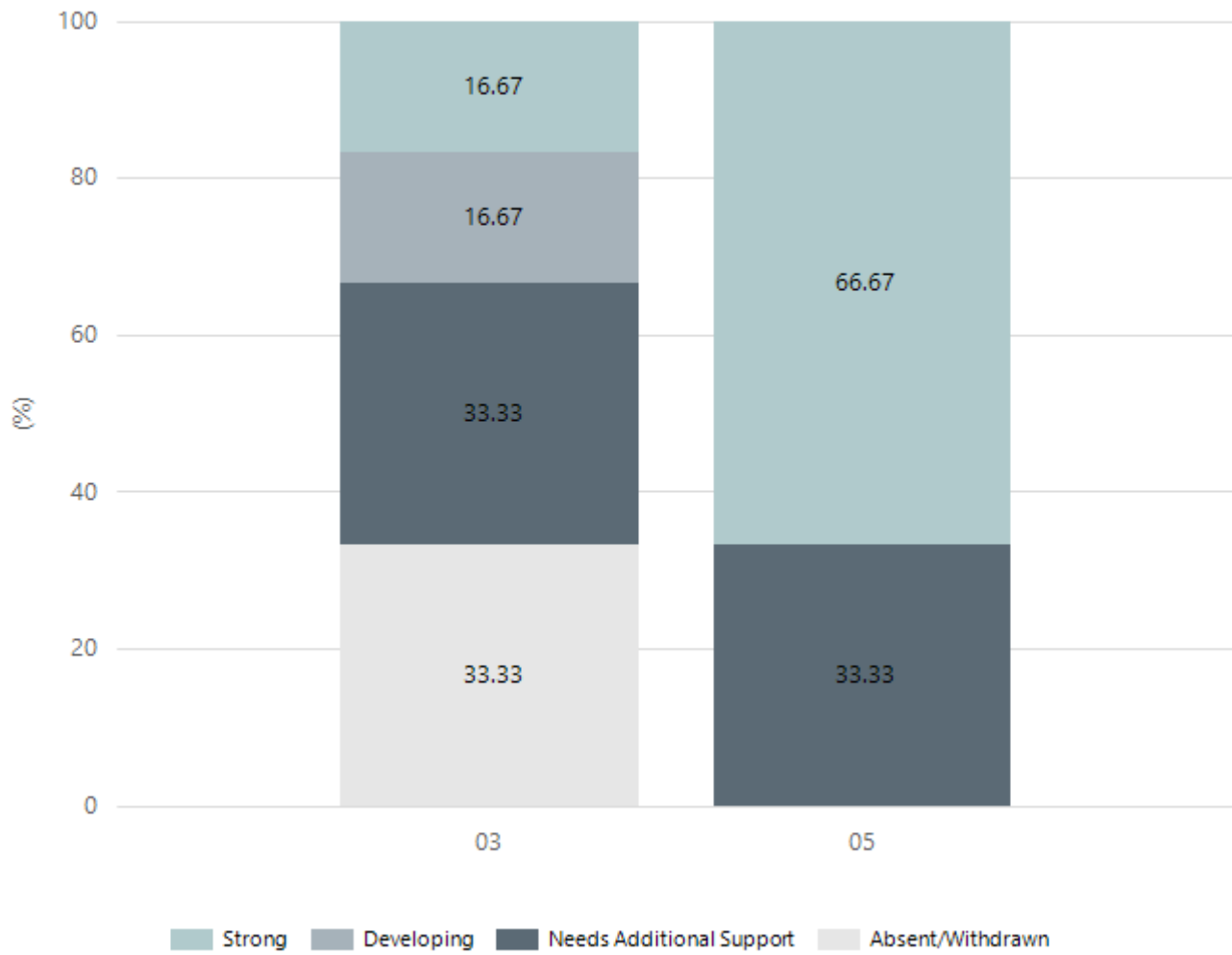
Writing



Year Level	03	05
Strong	1	1
Developing		1
Needs Additional Support	3	1
Absent/Withdrawn	2	
Total	6	3

Data Source: Department for Education Assessment Data Holdings, 2023. When there are less than six students in a cohort, no data is supplied. Only data for Aboriginal learners is displayed.

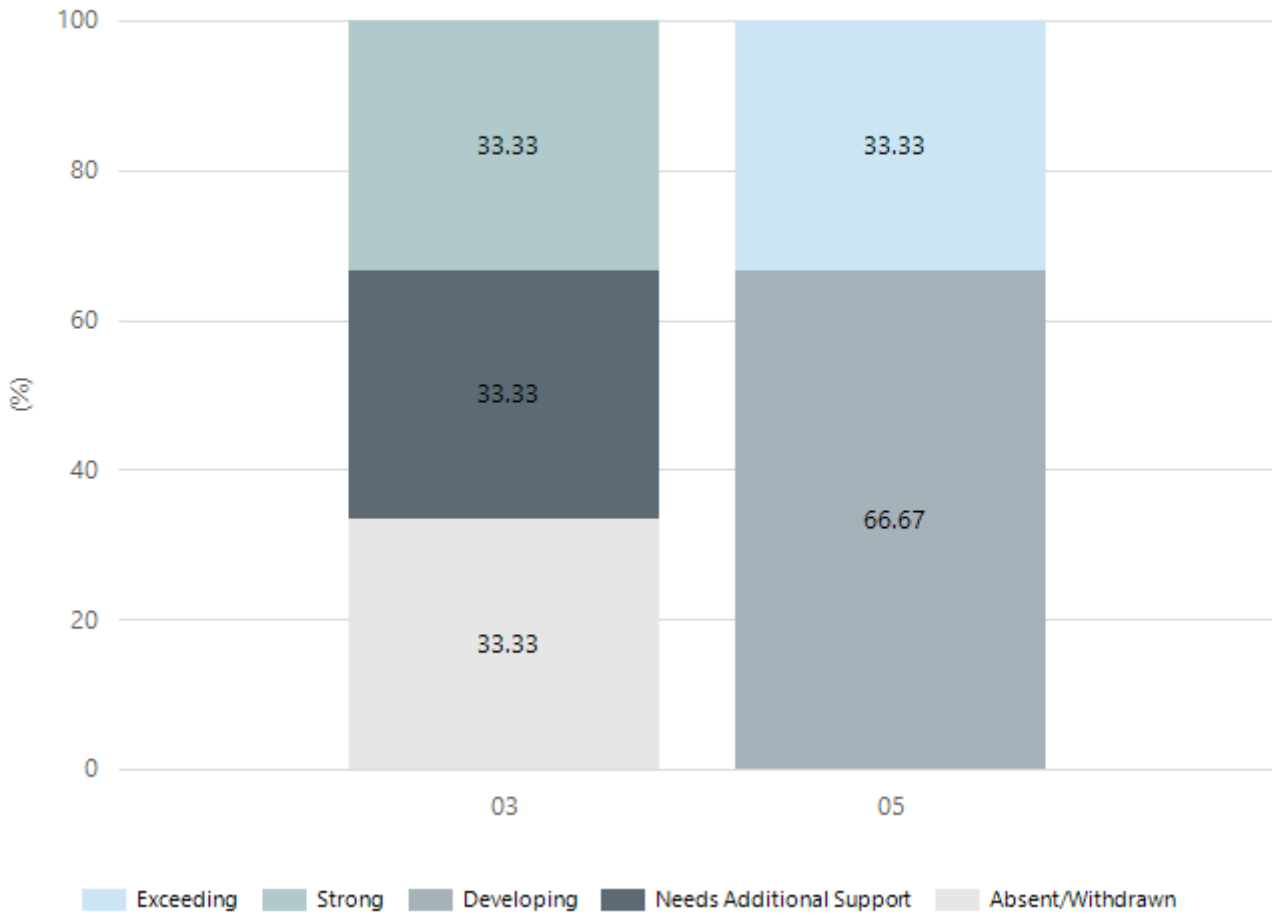
Grammar



Year Level	03	05
Strong	1	2
Developing	1	
Needs Additional Support	2	1
Absent/Withdrawn	2	
Total	6	3

Data Source: Department for Education Assessment Data Holdings, 2023. When there are less than six students in a cohort, no data is supplied. Only data for Aboriginal learners is displayed.

Spelling



Year Level	03	05
Exceeding		1
Strong	2	
Developing		2
Needs Additional Support	2	
Absent/Withdrawn	2	
Total	6	3

Data Source: Department for Education Assessment Data Holdings, 2023. When there are less than six students in a cohort, no data is supplied. Only data for Aboriginal learners is displayed.

School Attendance

Year Level	2021	2022	2023
Reception	90.1%	83.4%	82.9%
Year 01	85.7%	79.7%	86.5%
Year 02	87.8%	72.3%	82.8%
Year 03	86.0%	80.0%	87.2%
Year 04	91.8%	78.5%	84.1%
Year 05	92.3%	87.1%	85.1%
Year 06	87.0%	84.6%	87.1%
Year 07	87.9%		
Primary Other			63.0%
Total	88.4%	80.5%	85.0%

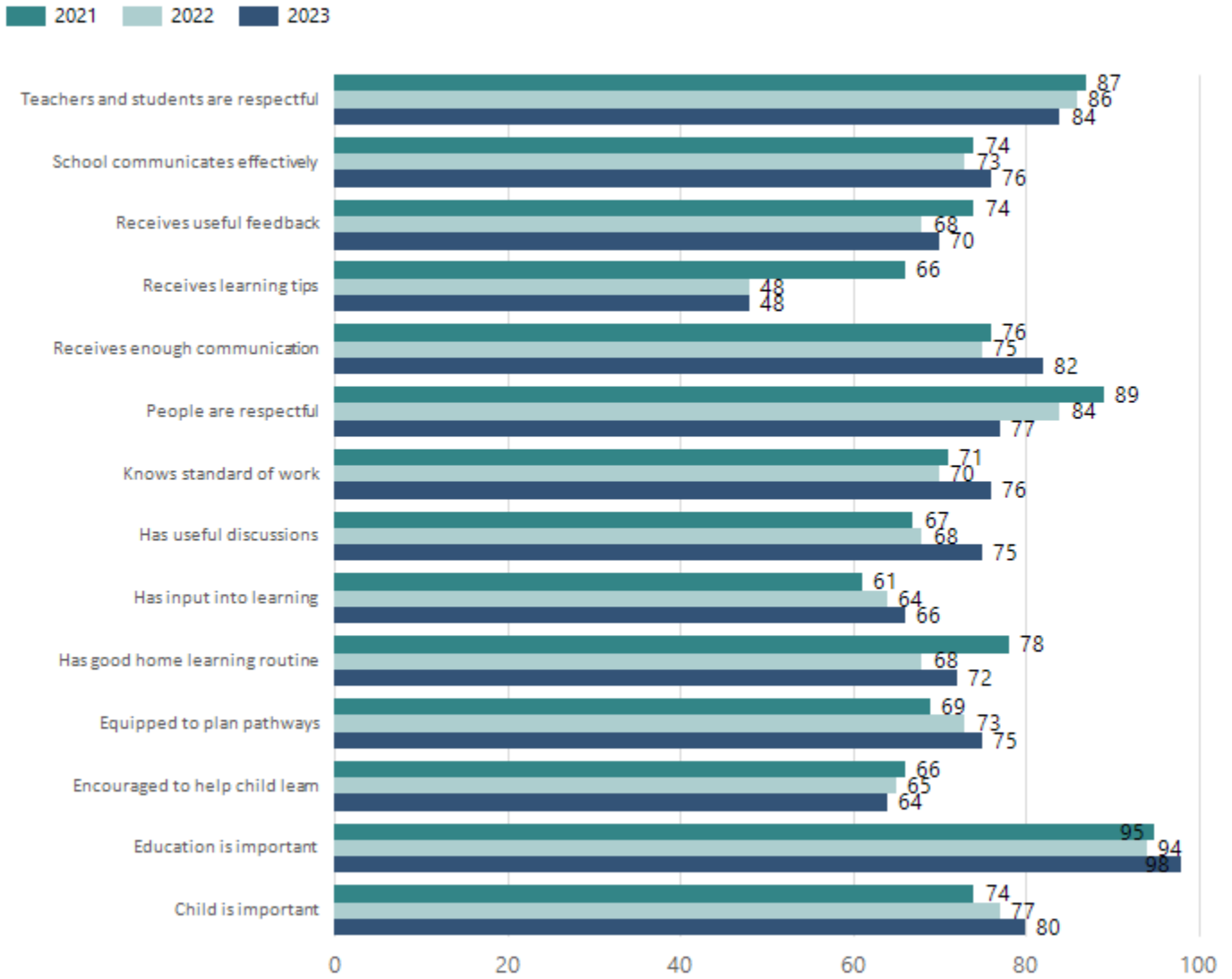
Data Source: Department for Education Attendance Data, Semester 1 Report 2023. A blank cell indicates there were no students enrolled. 'Primary Other' includes students enrolled in specialised education options. 'Secondary Other' includes students who have already spent a year at Year 12 and elected to undertake further study at Year 12.

Attendance Comment

In South Australia, all children and young people must be in school from 6 years to 16 years old. They must attend a government or non-government school full time. From age 16 to 17 however, young people must attend school or an approved learning program (such as an apprenticeship, traineeship, accredited course or university). Schools and parents must encourage and support students to come to school every day. Parents and caregivers must make sure their child is enrolled in a school, and attends school all day and everyday it is open, unless a child is sick or has an approved exemption. Teachers and leaders actively follow up when a student misses school, including recording all absences and non-attendance. All schools in South Australia have local attendance procedures governed under the Education and Children's Services Regulations 2020.

Parent Opinion Survey Results

Proportion of agree/strongly agree response(%)



Data Source: 2023 Department for Education Parent Opinions Survey, Term 3 2023.

Intended Destination

Leave Reason	Number	%
NG - ATTENDING NON-GOV SCHOOL IN SA	1	5.0%
NT - LEFT SA FOR NT	2	10.0%
TG - TRANSFERRED TO SA GOVERNMENT SCHOOL	12	57.0%
U - UNKNOWN	4	19.0%
VI - LEFT SA FOR VIC	2	10.0%

Data Source: Department for Education Destination Data Report, 2023. Data extract term 3 2023. Data shows recorded destinations for students that left the school in the previous year. Data is uploaded by schools in term 3 and may not reflect final or total figures at time of report creation.

Highest Qualifications held by the teaching workforce and workforce composition

All teachers at this school are qualified and registered with the SA Teachers Registration Board.

Qualification Level	Number of Qualifications
Bachelor's degrees or Diplomas	13
Postgraduate Qualifications	3

Data Source: Data extracted from Mandatory Workforce Information Collections as on the last pay date of June 2023. As self-reported by staff in the system.

Please note: Data includes staff who are Actively employed and on extended paid leave. Please note only the highest qualification of the Teaching staff is reported. Excludes any number of other certifications earned.

Workforce composition including indigenous staff

	Teaching Staff		Non-Teaching Staff	
	Indigenous	Non-Indigenous	Indigenous	Non-Indigenous
Full-Time Equivalent	0.0	14.0	0.7	8.8
Persons	0.0	16.0	1.0	14.0

Data Source: Data extracted from Mandatory Workforce Information Collection as on the last pay date of June 2023.

Please note: Data includes staff who are actively employed and on extended paid leave. "Indigenous category" is self-reported by staff in the system.

Financial Statement

Funding Source	Amount
Grants: State	2992034.69
Grants: Commonwealth	7800.00
Parent Contributions	38120.67
Fund Raising	12362.00
Other	6223.00

Data Source: School supplied data.